



charnwood style options



Beaumanor
Available in all finishes.



Woodhouse
Not available in Okasha White, Pale Cream Ash, Soft Cream, Flat White, Suede Muszel, Suede Dakar, Suede Stone Grey or Suede Plover.



charnwood finish options textured woodgrain



Cream White Avola



Chalk Santana



Red Brown Santana



Natural Mall Wenge

door style & door finish options



charnwood finish options flat matt



Flat White*



Soft Cream*



Suede Muszel*



Suede Dakar*



Suede Plover*



Suede Stone Grey*

*Not available in Woodhouse

*Not available in Woodhouse

door finish options



charnwood finish options woodgrain



Okasha White*

Pale Cream Ash*

Light Samira

Trojan Oak

Foskari Oak

Natural Sonoma Oak

Light Pacific

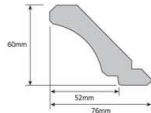
Dark Pacific

*Not available in Woodhouse

door finish options



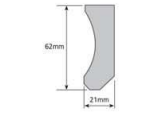
'C' Type Traditional Cornice
Supplied in 3.6m lengths



'C' Type Traditional Cornice
- cross section



'C' Type Traditional Pelmet
Supplied in 3.6m lengths



'C' Type Traditional Pelmet
- cross section



Double V Groove Panel (Square Edged)¹
Available in 18 and 22mm thickness²

¹ Min. 100 x 100mm, max. 2440 x 1200mm
² 22mm panels only available with white or ivory reverse



Box End Panel
See order form on page 97 of
Doors Price List for specification details



'C' Type Curved Traditional Cornice
90° top corner section



Radius Profile
Supplied in 3m lengths;
external radius 65mm



Fluted Pilaster
2400 x 100 x 18mm



Square
Fluted Pilaster
2400 x 100 x 18mm



Bullseye
Fluted Pilaster
2400 x 100 x 18mm



Reeded Pilaster
2400 x 100 x 36mm




Plain Plinth
Supplied in 2440mm lengths;
available 100-150mm high



Dental/Fluted Rail
Supplied in 2.4m lengths, 60mm high x 18mm thick

charnwood accessories



Square Edged Panels¹
Available in 18, 22 and 25mm thickness²
Angled/Radius Profiled Panels¹
Available in 18, 22 and 25mm thickness²
¹ Min. 100 x 100mm, max. 2440 x 1200mm
² 22 and 25mm panels only available with white or ivory reverse



Classic Alcove Fascia
1400mm high x 396mm wide



Classic Bridging Pelmet
Supplied in 2440mm lengths, 200mm high x 18mm

Classic Kneehole Pelmet
Supplied in 1.2m lengths, 120mm high x 18mm




Vinyl Foil
1400mm wide, supplied per linear metre



Pre-Glued Edging Tape
22 x 0.4mm, supplied in 50m roll



Open Ended Bedroom Shelf Unit
Available in standard sizes - 600mm deep x 300mm wide, heights 2060mm (short), 2160mm (medium) and 2260mm (tall)



Profiled Panels/Worktop¹
Available in 18, 22 and 25mm thickness²
¹ Min. 100 x 100mm, max. 2440 x 1200mm
² 22 and 25mm panels only available with white or ivory reverse



Classic Bedroom Stool
488mm high x 400mm wide x 350mm deep when assembled; supplied flat pack



Classic Triple Mirror
600mm high x 925mm wide x 200mm deep; supplied flat pack



Classic Headboard
Available in standard sizes - 600mm high, widths 915mm (single), 1370mm (double) & 1525mm (kingsize)
Square Constructed Headboard
Made to measure as door to match door style

charnwood accessories